

DAIRY PRODUCTS - DASHBOARD

Last update : 07.05.2015

EU Prices

EU Price
March 2015

Raw Milk **31,6** €/100 kg **-0,8%**

Evolution since last month

EU Prices
(week 18)

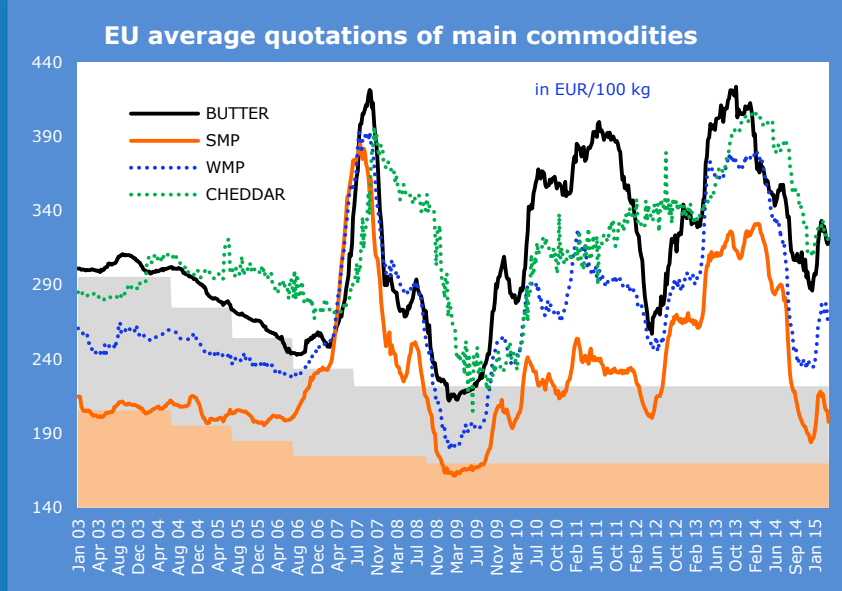
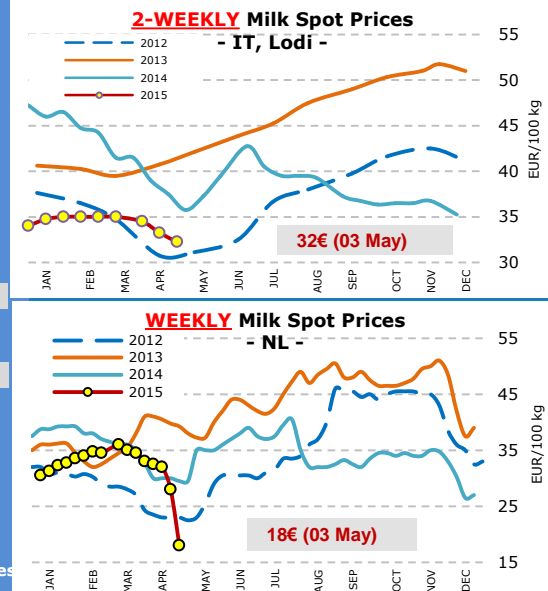
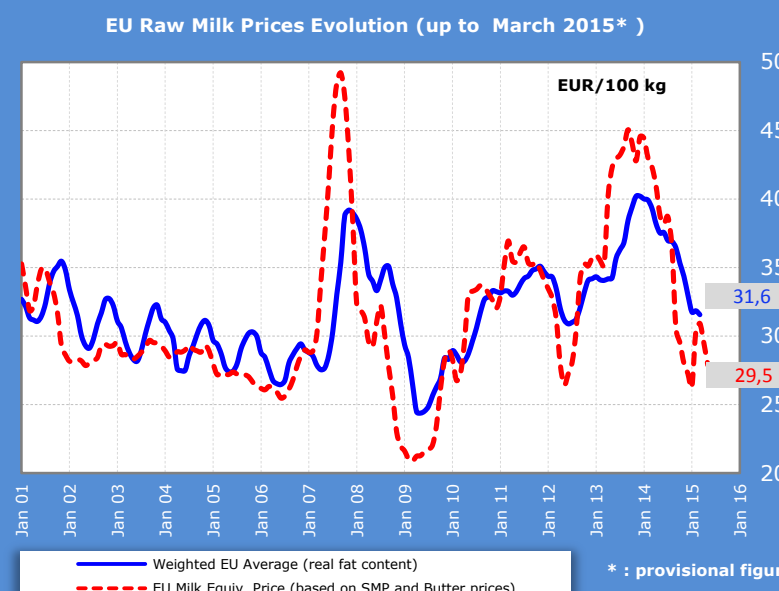
BUTTER **307** €/100 kg **-0,8%**

Evolution since last week

S.M.P. **193** €/100 kg **-2,2%**

W.M.P. **258** €/100 kg **-3,4%**

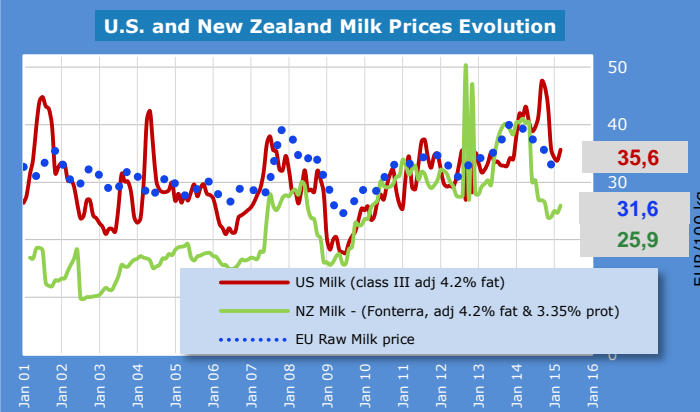
CHEDDAR **317** €/100 kg **+0,9%**



World Quotations

LATEST WORLD QUOTATIONS

	Price in USD/Tonne on 3.05.2015			% change (15 days ago)		
	EU	Oceania	USA	EU	Oceania	USA
BUTTER	3 345	3 275	4 083	↓ -4%	↓ -2%	↑ +1%
SMP	2 131	2 350	2 058	→ -0%	↓ -3%	↑ +1%
WMP	2 893	2 600	2 800	↑ +1%	↓ -3%	→
CHEDDAR	3 404	3 500	3 549	↓ -2%	→	↑ +0%

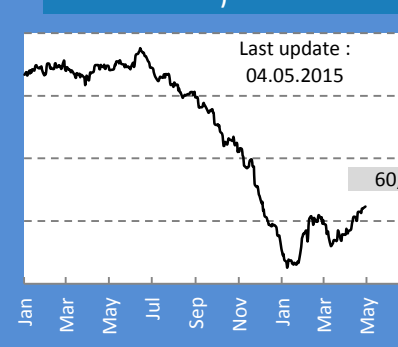


USD/Feed/Energy

EUR / USD Exchange Rate



OIL : Europe Brent Spot Price (\$/Barrel)



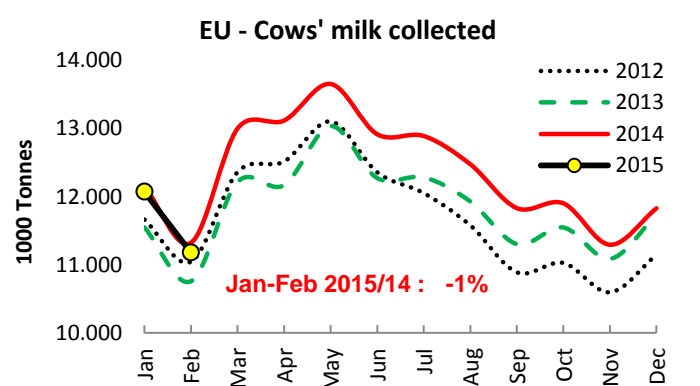
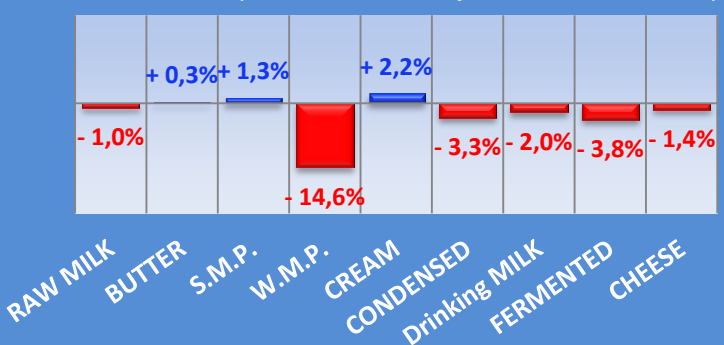
Feed / Energy quotations

Feed costs **-0,3%**
Feb 15

Energy costs **-2,6%**
Mar 15

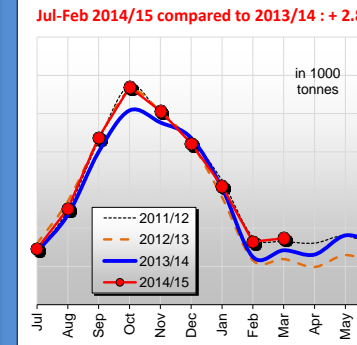
EU Productions

EU Productions (Jan - Feb 2015 compared to Jan - Feb 2014)

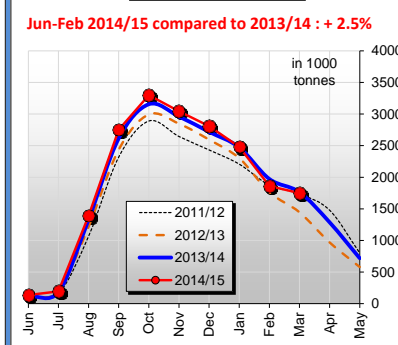


World Productions

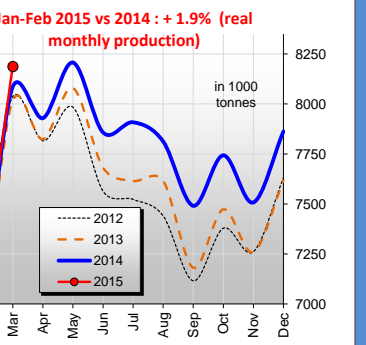
Australian milk production



NZ milk production



U.S. milk production



EU TRADE

EU Exports - Top 3 destinations in 2015

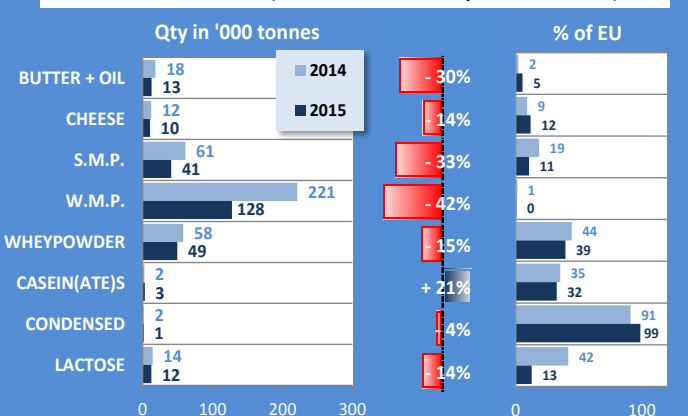
Period : January to February

BUTTER					CHEESE				
in Tonnes	2013	2014	2015	% change	in Tonnes	2013	2014	2015	% change
Extra-EU	16.885	20.951	20.601	↓ -2%	Extra-EU	123.669	123.626	102.487	↓ -17%
Egypt	42	108	2.643	↑ +2400%	USA	16.998	16.453	19.262	↑ +17%
Saudi Arabia	567	762	2.320	↑ +310%	Japan	5.956	5.883	9.507	↑ +62%
USA	475	1.153	2.094	↑ +82%	Switzerland	7.862	8.091	8.110	↑ +0%

S.M.P.					W.M.P.				
in Tonnes	2013	2014	2015	% change	in Tonnes	2013	2014	2015	% change
Extra-EU	62.942	94.801	117.794	↑ +24%	Extra-EU	54.405	66.781	60.214	↓ -10%
Algeria	20.188	18.697	16.121	↓ -14%	Oman	9.400	8.690	10.470	↑ +20%
Egypt	6.846	5.891	12.561	↑ +113%	Nigeria	7.139	8.083	6.155	↓ -24%
Indonesia	6.518	11.707	7.865	↓ -33%	Algeria	3.357	10.067	5.721	↓ -43%

World Trade

CHINA IMPORTS (Jan-Feb 2015 compared to 2014)



MAIN EXPORTING THIRD COUNTRIES

Jan-Feb 2015 compared to 2014	BUTTER(OIL)		CHEESE		S.M.P.		W.M.P.	
	Qty in ktons	% 2015 /14	Qty in ktons	% 2015 /14	Qty in ktons	% 2015 /14	Qty in ktons	% 2015 /14
EU-28	26	↑ +1%	102	↓ -17%	118	↑ +24%	60	↓ -10%
New Zealand	88	↓ -14%	55	↑ +14%	83	↑ +28%	261	↓ -12%
United States	5	↓ -72%	53	↓ -16%	71	↓ -14%	8	↓ -22%
Australia	6	↓ -34%	24	↑ +9%	38	↑ +18%	12	↓ -43%
Argentina	1	↓ -52%	6	↓ -48%	4	↓ -19%	18	↓ -30%
Belarus	3	↓ -13%	14	↑ +21%	8	↑ +24%	1	↓ -68%

MAIN IMPORTING THIRD COUNTRIES

Jan-Feb 2015 compared to 2014	BUTTER(OIL)		CHEESE		S.M.P.		W.M.P.	
	Qty in ktons	% 2015 /14	Qty in ktons	% 2015 /14	Qty in ktons	% 2015 /14	Qty in ktons	% 2015 /14
China	13	↓ -30%	10	↓ -14%	41	↓ -33%	128	↓ -42%
Japan	2	↑ +300%	37	↑ +12%	11	↑ +125%	0	↑ +155%
United States	5	↑ +172%	25	↑ +24%	0	↓ -58%	1	↑ +16%
Thailand	3	↑ +1%	3	↑ +13%	10	↑ +76%	9	↓ -18%
Mexico	4	↑ +130%	7	↓ -13%	16	↑ +18%	1	↑ +151%
Russia	4	↓ -69%	13	↓ -55%	6	↓ -25%	1	↓ -58%

GDT Auction 5 May 2015 **-3.5%**

AVERAGE PRICE (USD/MT, FOB)

\$2,515

Legend: Anhydrous Milk Fat (-6.3%), Butter (-0.8%), Butter Milk Powder (-14.0%), Cheddar (+9.1%), Lactose (n.a.), Rennet Casein (-11.0%), Skim Milk Powder (-7.5%), Sweet Whey Powder (not offered at this event), Whole Milk Powder (-1.8%)