DG AGRI DASHBOARD: DAIRY PRODUCTS

Last update : 3.11.2016

EU Prices

EU Price Aug-2016 — *Evolution since last month*

Raw Milk	26.4	€/100 kg	+ 3.0%

EU Prices (week 43) — *Compared to the average of the previous 4 weeks*

BUTTER	402	€/100 kg	- 0.0%
S.M.P.	201	€/100 kg	- 0.3%
W.M.P.	277	€/100 kg	+ 2.2%
CHEDDAR	317	€/100 kg	+ 0.9%

EU Raw Milk Prices Evolution (up to September 2016*)

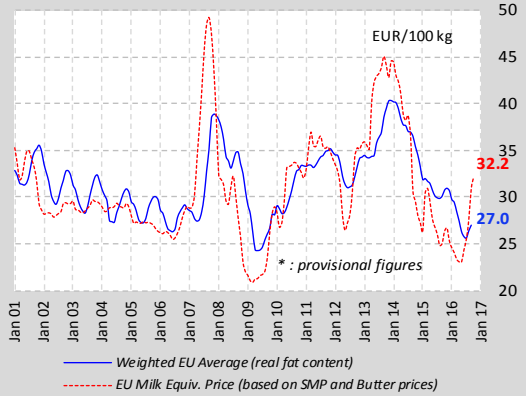

2-WEEKLY Milk Spot Prices - IT, Lodi -

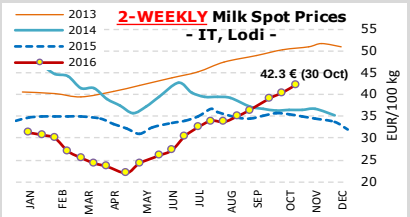

WEEKLY Milk Spot Prices - NL -

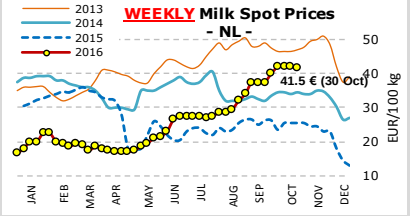

EU average quotations of main commodities

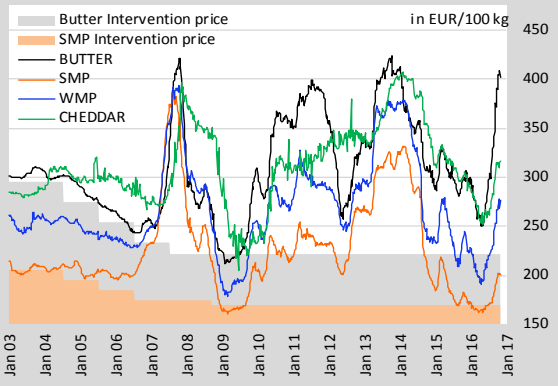

World Quotations

LATEST WORLD QUOTATIONS

	Price in USD/Tonne on 30.10.2016			% change (15 days ago)		
	EU	Oceania	USA	EU	Oceania	USA
Butter	4 455	4 000	4 112	- 0.9%	+ 0.9%	+ 3.8%
SMP	2 197	2 263	1 906	- 2.5%	- 5.7%	- 1.4%
WMP	2 922	2 825	2 921	- 2.9%	+ 0.9%	- 3.3%
Cheddar	3 429	3 613	3 667	- 2.2%	- 1.0%	+ 8.9%

U.S. and New Zealand Milk Prices Evolution

The latest EU Raw Milk Price (Sep 2016) is still provisional

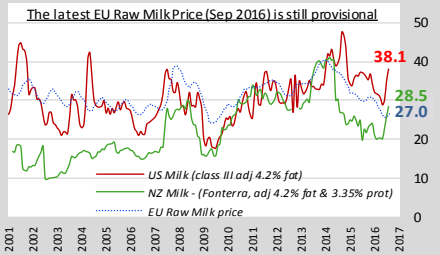

USD/Feed/Energy

EUR / USD Exchange Rate

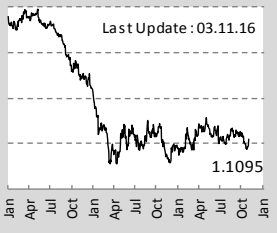

OIL : Europe Brent Spot Price (USD/Barrel)

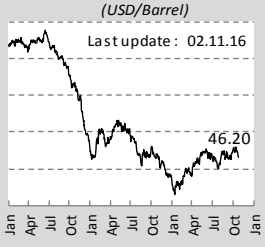

Feed / Energy quotations

Evolution (4 last weeks)

(week 43)

Feed costs	- 0.2 %
Energy costs	+ 11.0 %

EU Productions

EU Productions (Jan-Aug 2016 compared to Jan-Aug 2015)

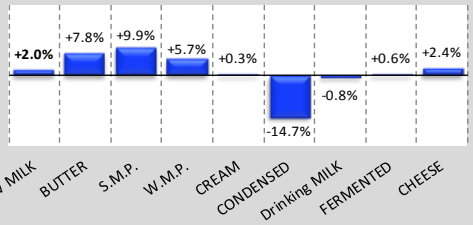

EU - Cows' milk collected

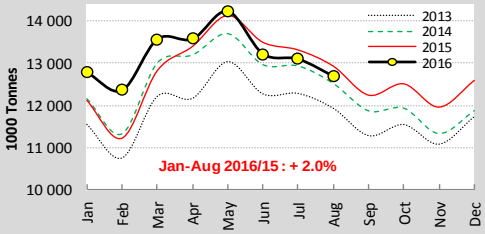

World Productions

Australian milk production

Jul-Sep 2016/17 compared to 2015/16 : - 9.9%

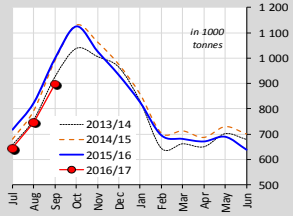

NZ milk production

Jun-Sep 2016/17 compared to 2015/16 : - 0.2%

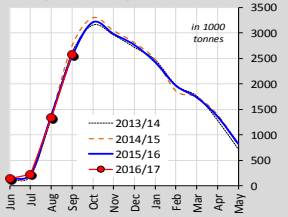

U.S. milk production

Jan-Sep 2016 compared to 2015 : + 1.7%

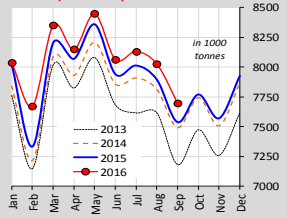

EU Trade

EU Exports - Top 3 destinations in 2016

Period : January - August

BUTTER					CHEESE				
in Tonnes	2014	2015	2016		in Tonnes	2014	2015	2016	
Extra-EU	81 391	88 543	121 470	+ 37%	Extra-EU	499 771	460 176	523 748	+ 14%
Saudi Arabia	4 069	10 369	14 449	+ 39%	USA	72 434	87 012	88 748	+ 2%
USA	5 130	10 361	12 197	+ 18%	Japan	29 510	43 842	48 716	+ 11%
Egypt	1 341	8 898	11 123	+ 25%	Switzerland	35 854	36 635	38 137	+ 4%

S.M.P.					W.M.P.				
in Tonnes	2014	2015	2016		in Tonnes	2014	2015	2016	
Extra-EU	431 603	477 912	390 231	- 18%	Extra-EU	272 064	274 460	273 873	- 0%
Algeria	102 726	81 519	56 709	- 30%	Oman	32 674	43 353	40 981	- 5%
China	45 674	35 210	31 817	- 10%	Algeria	56 107	25 851	23 060	- 11%
Indonesia	34 590	30 122	30 581	+ 2%	Lebanon	11 025	9 882	12 091	+ 22%

World Trade

CHINA IMPORTS (Jan-Aug 2016 compared to 2015)

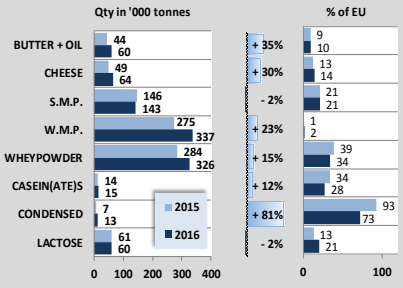

MAIN EXPORTING THIRD COUNTRIES

Jan-Aug 2016 compared to 2015

	BUTTER(OIL)		CHEESE		S.M.P.		W.M.P.	
	Qty in ktons	% 2016 /15	Qty in ktons	% 2016 /15	Qty in ktons	% 2016 /15	Qty in ktons	% 2016 /15
New Zealand	316	+ 4%	231	+ 10%	276	+ 12%	815	- 5%
EU-28	166	+ 41%	524	+ 14%	390	- 18%	274	- 0%
United States	17	- 6%	188	- 16%	359	- 4%	48	+ 80%
Australia	21	- 9%	108	- 1%	104	- 20%	47	+ 9%
Belarus up to Jul	45	+ 6%	118	+ 21%	63	- 14%	18	- 7%
Argentina	4	- 42%	31	+ 17%	16	- 5%	73	- 6%

MAIN IMPORTING THIRD COUNTRIES

Jan-Aug 2016 compared to 2015

	BUTTER(OIL)		CHEESE		S.M.P.		W.M.P.	
	Qty in ktons	% 2016 /15	Qty in ktons	% 2016 /15	Qty in ktons	% 2016 /15	Qty in ktons	% 2016 /15
China	60	+ 35%	64	+ 30%	143	- 2%	337	+ 23%
Russia up to Jul	53	- 4%	127	+ 17%	72	+ 17%	24	+ 37%
Mexico up to Jul	30	+ 37%	73	+ 0%	155	+ 20%	9	+ 102%
Japan	7	+ 11%	173	+ 5%	22	- 42%	0	+ 50%
United States	34	+ 35%	131	+ 9%	1	- 69%	10	+ 46%
Philippines up to Jul	18	+ 51%	18	+ 38%	105	+ 80%	15	+ 33%

GDT Auction

Event 175
1 November 2016

11.4%
Average price (USD/MT, FAS)
$ 3 327

Anhydrous Milk Fat	Butter	Butter Milk Powder	Cheddar	Lactose	Rennet Casein	Skim Milk Powder	Whole Milk Powder
+2.6 $ 5 146	+4.0% $ 4 146	-5.4% $ 2 248	+0.9% $ 3 332	-4.0% $ 755	-4.8% $ 6 025	+6.5% $ 2 329	+19.8% $ 3 317

Sources : EUROSTAT, Reg. (EU) 479/2010, Clal.it, USDA, Lto.nl, Nasdaq, European Central Bank, Dairyaustralia, Dcanz, Global Trade Atlas,