

EU Prices

EU Price
Jan-2019

Evolution since

Raw Milk **35.0** €/100 kg **-1.4%**

EU Prices
(week 12)

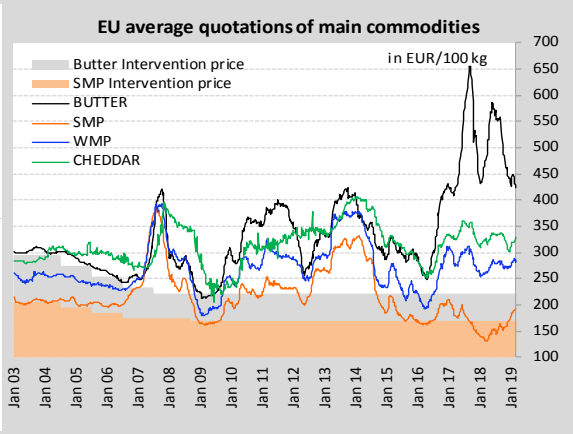
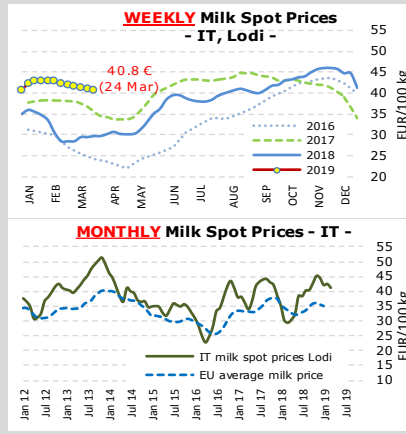
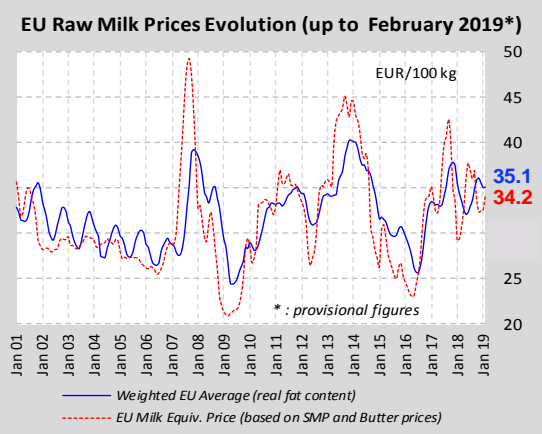
Compared to the previous 4 weeks

BUTTER **423** €/100 kg **-1.1%**

S.M.P. **189** €/100 kg **-0.9%**

W.M.P. **288** €/100 kg **+0.7%**

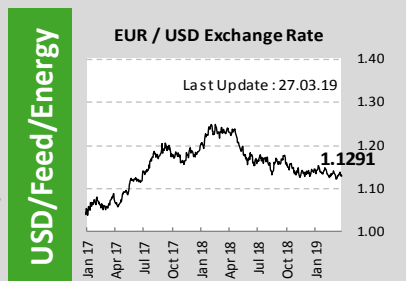
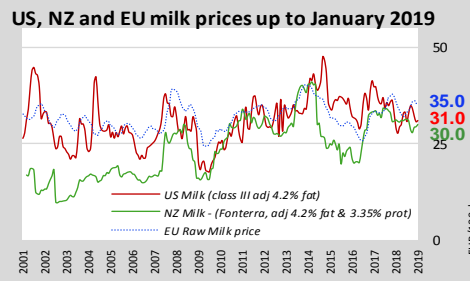
CHEDDAR **329** €/100 kg **+0.8%**



World Quotations

LATEST WORLD QUOTATIONS

	Price in USD/Tonne on 17.03.2019			% change (15 days ago)		
	EU	Oceania	USA	EU	Oceania	USA
Butter	4 763	4 688	5 023	↓ -2.4%	↑ +5.9%	→ +0.4%
SMP	2 149	2 675	2 131	→ -0.1%	→ +1.4%	↓ -2.1%
WMP	3 224	3 200	3 583	↓ -1.5%	↑ +5.8%	→ +0.6%
Cheeddar	3 694	3 950	3 391	→ +1.7%	↑ +6.8%	↓ -4.3%



OIL : Europe Brent Spot Price (USD/Barrel)

Last Update : 24.03.19

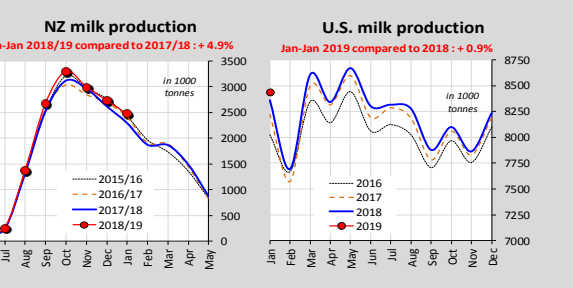
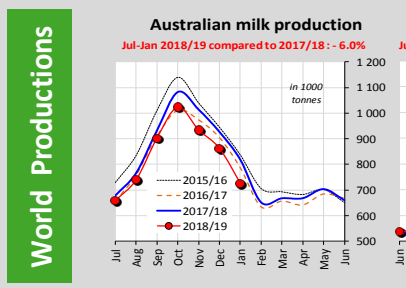
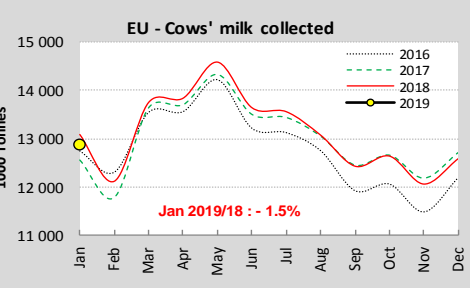
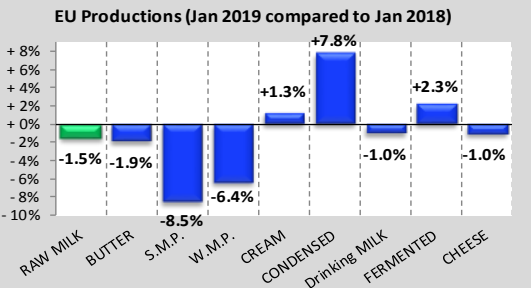
Feed / Energy quotations
(evolution compared to the previous 4 weeks)

(week 12)

Feed costs **-1.9%**

Energy costs **+0.3%**

EU Productions



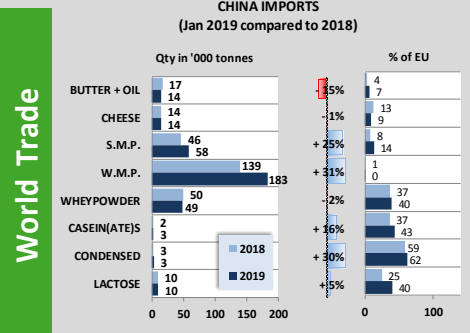
EU Trade

EU Exports - Top 3 destinations in 2019

Period : January

	BUTTER			CHEESE				
	In Tonnes	2017	2018	2019	In Tonnes	2017	2018	2019
Extra-EU	9 251	12 602	10 731	↓ -15%	61 976	62 697	67 991	↑ +8%
USA	1 855	2 211	2 665	↑ +21%	9 782	8 722	9 746	↑ +12%
Japan	21	189	652	↑ +341%	7 695	6 367	8 948	↑ +41%
China	504	540	639	↑ +18%	4 064	4 707	5 043	↑ +7%

	S.M.P.			W.M.P.				
	In Tonnes	2017	2018	2019	In Tonnes	2017	2018	2019
Extra-EU	58 824	56 750	86 800	↑ +53%	36 178	30 587	27 425	↓ -10%
Algeria	8 247	14 203	11 911	↓ -16%	5 973	6 226	5 691	↓ -9%
China	5 472	3 397	10 518	↑ +311%	600	137	2 110	↑ +541%
Philippines	5 968	2 837	8 992	↑ +311%	1 166	1 861	1 673	↓ -10%



MAIN EXPORTING THIRD COUNTRIES

Jan 2019 compared to 2018	BUTTER(OIL)		CHEESE		S.M.P.		W.M.P.	
	Qty in ktons	% 2019 /18	Qty in ktons	% 2019 /18	Qty in ktons	% 2019 /18	Qty in ktons	% 2019 /18
New Zealand	50	↑ +44%	28	↓ -2%	48	↑ +7%	177	↑ +18%
EU-28	13	↓ -22%	68	↑ +8%	87	↑ +53%	27	↓ -10%
United States	2019 not avail.		2019 not avail.		2019 not avail.		2019 not avail.	
Belarus	6	↑ +41%	19	↑ +26%	11	↑ +34%	1	↓ -17%
Australia	2	↑ +81%	12	↑ +5%	19	↑ +86%	2	↓ -53%
Uruguay	1	↑ +33%	2	↓ -30%	2	↑ +33%	12	↑ +60%

MAIN IMPORTING THIRD COUNTRIES

Jan 2019 compared to 2018	BUTTER(OIL)		CHEESE		S.M.P.		W.M.P.	
	Qty in ktons	% 2019 /18	Qty in ktons	% 2019 /18	Qty in ktons	% 2019 /18	Qty in ktons	% 2019 /18
China	14	↓ -15%	14	→ +1%	58	↑ +25%	183	↑ +31%
Japan	1	↑ +33%	22	→ +1%	3	↓ -44%	0	↓ -38%
Algeria	2019 not avail.		2019 not avail.		2019 not avail.		2019 not avail.	
Mexico	2019 not avail.		2019 not avail.		2019 not avail.		2019 not avail.	
Australia	3	↓ -9%	9	↓ -15%	1	↑ +62%	2	→ +1%
Russia	2019 not avail.		2019 not avail.		2019 not avail.		2019 not avail.	

GDT Auction

Event 232
19 March 2019

+1.9%

\$3 324

Anhydrous Milk Fat: -3.1%
Butter: +9.3%
Butter Milk Powder: n/r
Cheeddar: +3.9%
Lactose: -1.0%
Rennet Casein: +9.7%
Skim Milk Powder: -2.4%
Whole Milk Powder: +4.0%