

EU Prices

EU Price
Jul-2019

Evolution since last month

Raw Milk **33.5** €/100 kg **+ 0.3%**

EU Prices
(week 37)

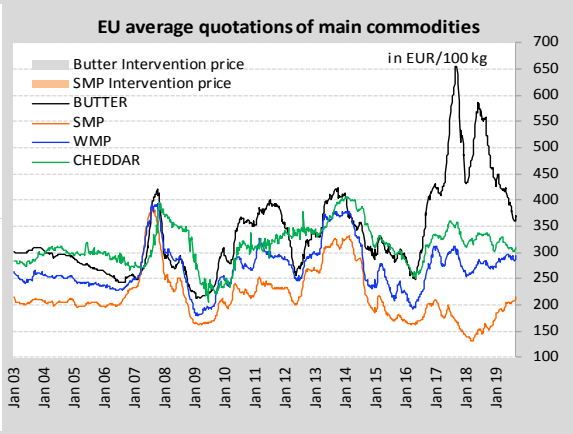
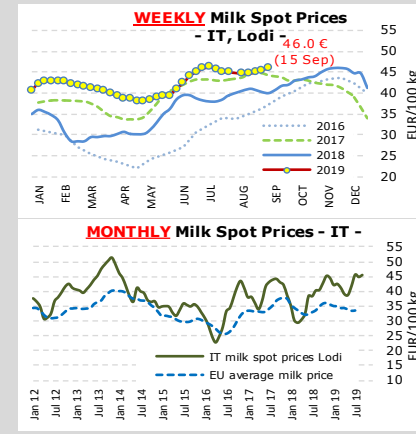
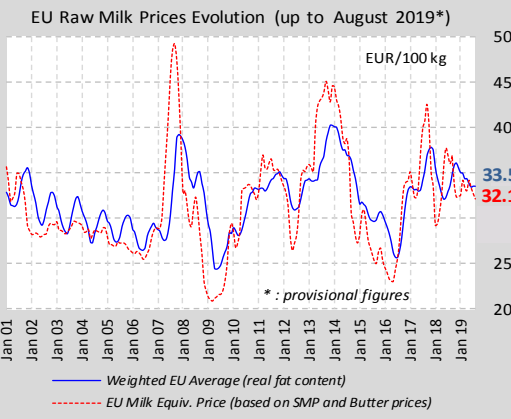
Compared to the average of the previous 4 weeks

BUTTER **367** €/100 kg **+ 1.3%**

S.M.P. **215** €/100 kg **+ 2.9%**

W.M.P. **294** €/100 kg **+ 3.1%**

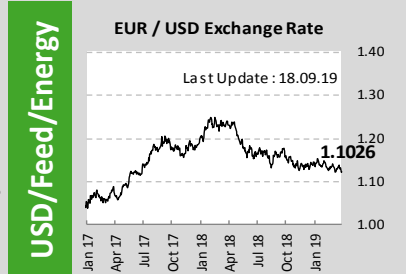
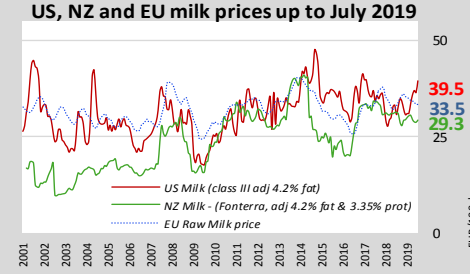
CHEDDAR **309** €/100 kg **+ 1.2%**



World Quotations

LATEST WORLD QUOTATIONS

	Price in USD/Tonne on 15.09.2019			% change (15 days ago)		
	EU	Oceania	USA	EU	Oceania	USA
Butter	4 081	4 075	4 877	↗ +1.4%	↗ +1.9%	↗ +0.6%
SMP	2 336	2 600	2 306	↗ +1.8%	↗ +1.0%	↗ +0.4%
WMP	3 186	3 125	3 803	↗ +1.6%	↘ -1.2%	↗ +0.9%
Cheddar	3 327	3 900	4 628	↘ -0.7%	↗ +0.3%	↗ +10.6%



OIL : Europe Brent Spot Price (USD/Barrel)

Last update: 15.09.19

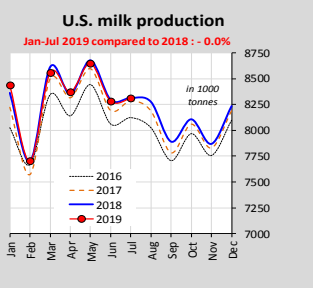
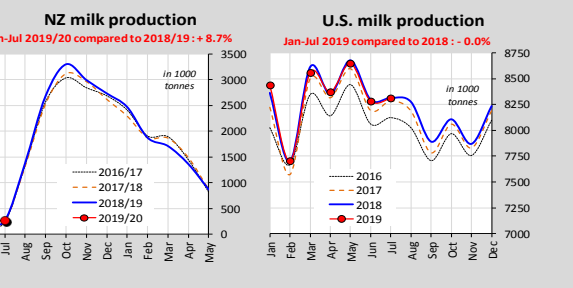
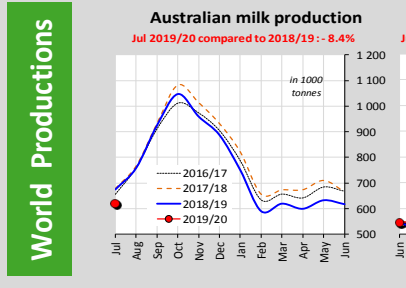
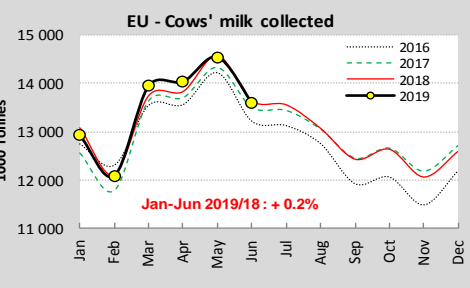
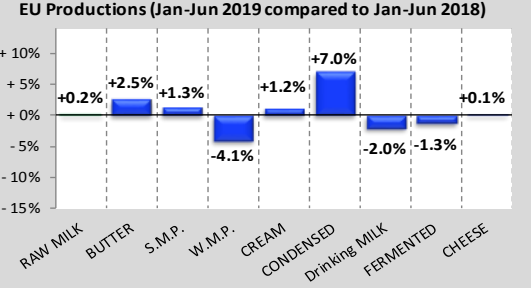
Feed / Energy quotations (evolution compared to the previous 4 weeks)

(week 37)

Feed costs **- 0.9%**

Energy costs **+ 0.8%**

EU Productions



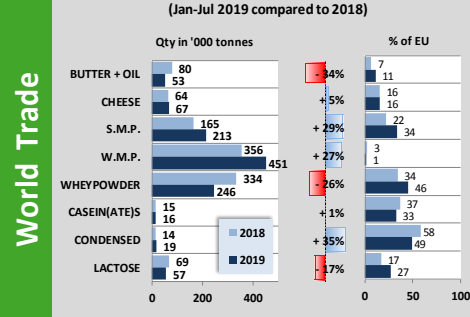
EU Trade

EU Exports - Top 3 destinations in 2019

Period : January-July

In Tonnes	BUTTER			CHEESE		
	2017	2018	2019	2017	2018	2019
Extra-EU	90 066	77 653	92 504	487 403	486 756	496 903
USA	15 817	15 209	21 984	76 904	71 637	76 473
Japan	3 149	3 874	6 086	56 084	63 453	66 750
China	5 597	4 962	5 620	35 148	36 596	36 901

In Tonnes	S.M.P.			W.M.P.		
	2017	2018	2019	2017	2018	2019
Extra-EU	493 317	474 529	606 133	243 909	212 627	172 445
China	50 656	48 482	80 244	24 368	35 058	29 531
Algeria	78 688	91 972	64 518	14 876	13 274	10 131
Indonesia	41 027	27 623	54 713	8 728	8 668	9 043



MAIN EXPORTING THIRD COUNTRIES

Jan-Jul 2019 compared to 2018

	BUTTER(OIL)		CHEESE		S.M.P.		W.M.P.	
	Qty in ktons	% 2019 /18	Qty in ktons	% 2019 /18	Qty in ktons	% 2019 /18	Qty in ktons	% 2019 /18
New Zealand	290	-2%	209	+3%	231	+11%	905	+14%
EU-28	112	+9%	497	+2%	606	+28%	172	-19%
United States	19	-13%	223	+4%	378	-14%	19	-34%
Australia	12	+19%	92	-7%	83	-7%	26	-10%
Belarus	35	-11%	115	+18%	58	+35%	12	-39%
Uruguay	6	-2%	14	-17%	9	+31%	72	+13%

MAIN IMPORTING THIRD COUNTRIES

Jan-Jul 2019 compared to 2018

	BUTTER(OIL)		CHEESE		S.M.P.		W.M.P.	
	Qty in ktons	% 2019 /18	Qty in ktons	% 2019 /18	Qty in ktons	% 2019 /18	Qty in ktons	% 2019 /18
China	53	-34%	67	+5%	213	+29%	451	+27%
Russia	55	+53%	128	+10%	45	+8%	26	+155%
Japan	15	+48%	180	+8%	29	+7%	1	+++
United States	39	+18%	96	+2%	0	-47%	7	+40%
Mexico	0	-100%	29	-57%	104	-42%	1	-73%
Thailand	8	+12%	11	-3%	41	+11%	51	+20%

GDT Auction

Event 244 17 September 2019

+2.0%

\$3 303

Anhydrous Milk Fat +0.6%

Butter +2.7%

Butter Milk Powder n/r

Cheddar +0.4%

Lactose +5.6%

Rennet Casein -0.1%

Skim Milk Powder +3.4%

Whole Milk Powder +1.9%