DG AGRI DASHBOARD: DAIRY PRODUCTS

Last update : 14.02.2020

EU* Prices

	EU* Price Dec-2019		Evolution since last month
Raw Milk	35.6	€/100 kg	+ 0.1%
	EU* Prices (week 06)		**Compared to the average of the previous 4 weeks**
BUTTER	362	€/100 kg	- 0.5%
S.M.P.	261	€/100 kg	+ 0.4%
W.M.P.	307	€/100 kg	+ 1.0%
CHEDDAR	302	€/100 kg	+ 0.2%

EU* = EU without UK

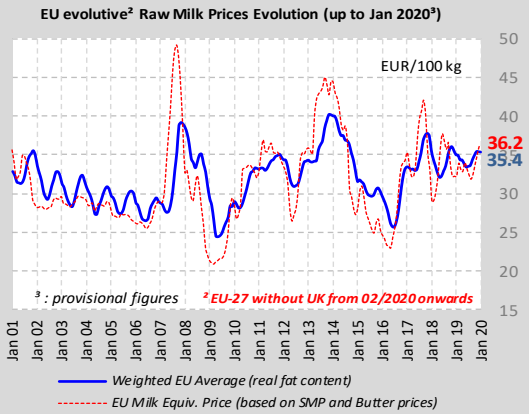

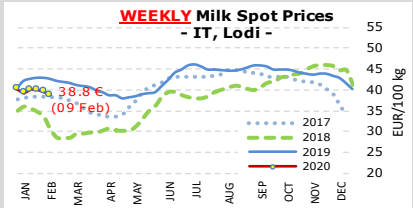

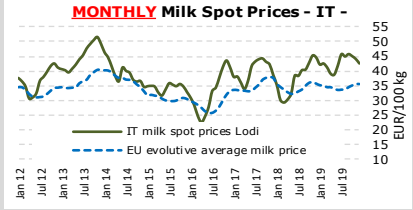

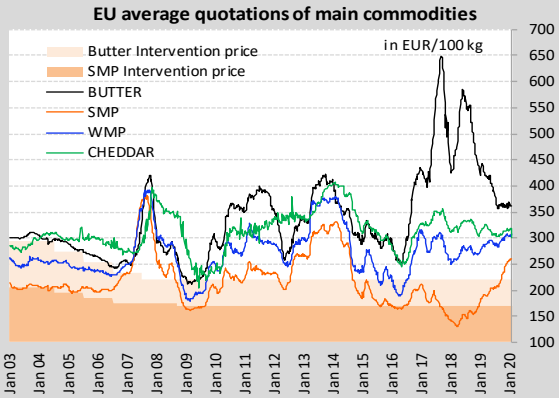

World Quotations

LATEST WORLD QUOTATIONS

	Price in USD/Tonne on 2.02.2020			% change (15 days ago)		
	EU*	Oceania	USA	EU*	Oceania	USA
Butter	4 000	4 238	4 040	- 0.8%	+ 5.3%	- 3.0%
SMP	2 887	3 075	2 789	+ 1.2%	- 2.0%	- 1.2%
WMP	3 348	3 238	3 968	- 0.3%	+ 2.8%	- 2.7%
Cheddar	3 326	4 088	4 238	- 0.2%	+ 1.9%	+ 0.9%

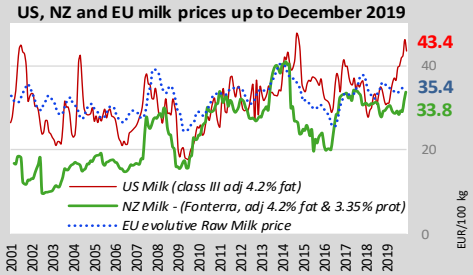

USD/Feed/Energy

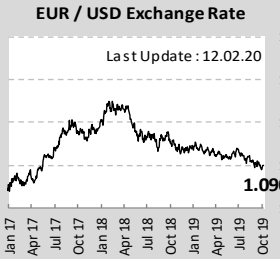

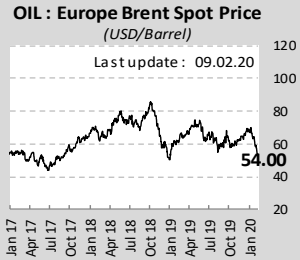

Feed / Energy quotations

(evolution compared to the average of the previous 4 weeks)

(week 06)

Feed costs	+ 1.0%
Energy costs	- 6.3 %

EU+UK Productions

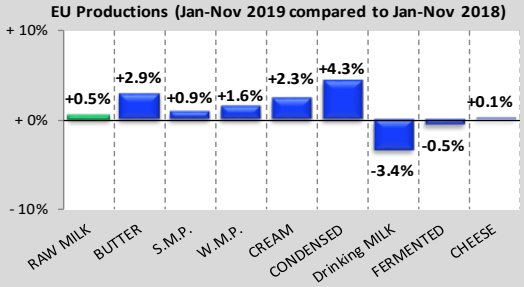

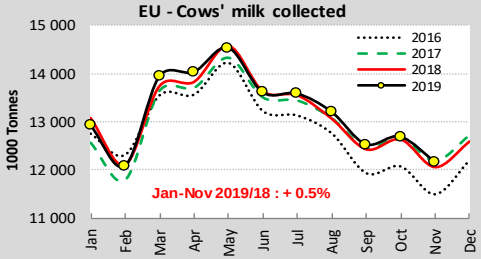

World Productions

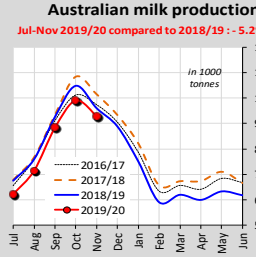

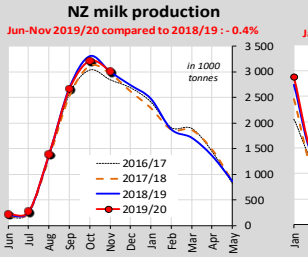

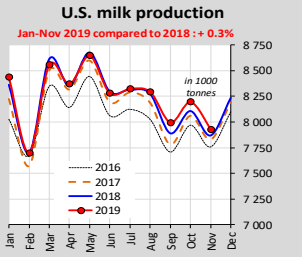

EU+UK Trade

EU Exports - Top 3 destinations in 2019

Period : January-November

BUTTER

in Tonnes	2017	2018	2019	
Extra-EU	127 086	119 042	162 805	+ 37%
USA	24 933	26 429	32 015	+ 21%
China	7 454	7 437	10 137	+ 36%
U.A.Emirates	4 543	4 027	9 473	+ 135%

CHEESE

in Tonnes	2017	2018	2019	
Extra-EU	762 833	768 561	808 538	+ 5%
USA	131 317	123 955	130 527	+ 5%
Japan	87 010	98 672	104 738	+ 6%
Switzerland	55 307	56 854	57 474	+ 1%

S.M.P.

in Tonnes	2017	2018	2019	
Extra-EU	723 671	740 811	905 483	+ 22%
China	68 770	85 220	119 313	+ 40%
Algeria	118 815	132 697	92 051	- 31%
Indonesia	56 084	50 586	71 085	+ 41%

W.M.P.

in Tonnes	2017	2018	2019	
Extra-EU	367 036	316 619	275 576	- 13%
Oman	37 994	47 482	38 140	- 20%
Algeria	62 948	25 523	19 396	- 24%
China	22 373	20 960	16 875	- 19%

World Trade

CHINA IMPORTS (Jan-Nov 2019 compared to 2018)

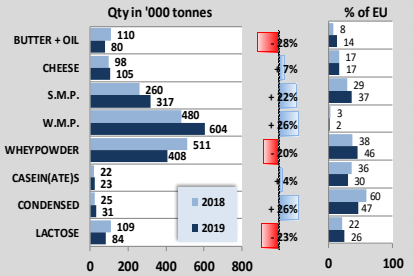

MAIN EXPORTING THIRD COUNTRIES

Jan-Nov 2019 compared to 2018	BUTTER(OIL) Qty in ktons	BUTTER(OIL) % 2019/18	CHEESE Qty in ktons	CHEESE % 2019/18	S.M.P. Qty in ktons	S.M.P. % 2019/18	W.M.P. Qty in ktons	W.M.P. % 2019/18
New Zealand	411	+ 0%	301	+ 5%	326	+ 7%	1 328	+ 15%
EU-28	198	+ 31%	809	+ 5%	905	+ 22%	276	- 13%
United States	30	- 38%	336	+ 5%	635	- 4%	34	- 26%
Belarus (up to Oct)	57	- 14%	198	+ 16%	104	+ 14%	20	- 34%
Australia	16	+ 13%	146	- 6%	117	- 17%	38	- 26%
Uruguay	13	+ 7%	23	- 12%	16	+ 14%	119	- 7%

MAIN IMPORTING THIRD COUNTRIES

Jan-Nov 2019 compared to 2018	BUTTER(OIL) Qty in ktons	BUTTER(OIL) % 2019/18	CHEESE Qty in ktons	CHEESE % 2019/18	S.M.P. Qty in ktons	S.M.P. % 2019/18	W.M.P. Qty in ktons	W.M.P. % 2019/18
China	80	- 28%	105	+ 7%	317	+ 22%	604	+ 26%
Russia (up to Oct)	91	+ 31%	217	+ 7%	72	- 1%	39	+ 108%
Japan	22	+ 58%	279	+ 6%	43	- 7%	1	+++
Indonesia	22	+ 1%	27	+ 1%	171	+ 20%	49	- 4%
Philippines (up to Oct)	31	+ 11%	32	- 1%	156	+ 13%	27	+ 44%
United States	62	+ 23%	167	+ 4%	0.5	- 59%	13	+ 65%

GDT Auction

Event 253
4 February 2020

-4.7%
Average price (USD/MT, FAS)
$3 226

Anhydrous Milk Fat	Butter	Butter Milk Powder	Cheddar	Lactose	Rennet Casein	Skim Milk Powder	Whole Milk Powder
-4.5%	+0.2%	-5.2%	+6.0%	+2.5%	+6.0%	-4.2%	-6.2%
$ 4 626	$ 4 258	$ 2 886	$ 4 302	$ 830	$ 9 956	$ 2 907	$ 3 039

Sources : EUROSTAT, Reg. 2017/1185, Clal.it, USDA, Lto.nl, Nasdaq, ECB, Dairyaustralia, Dcanz, Global Trade Atlas, Globaldairytrade.

EU* = EU without UK