DG AGRI DASHBOARD: DAIRY PRODUCTS

Last update : 03.03.2021

EU* Prices

EU* Price Dec-2020 — *Evolution since last month*

Raw Milk	35.3	€/100 kg	- 0.2%

EU* Prices *(week 08)* — *Compared to the average of the previous 4 weeks*

BUTTER	362	€/100 kg	+ 2.2%
S.M.P.	235	€/100 kg	+ 0.3%
W.M.P.	294	€/100 kg	+ 2.5%
CHEDDAR	307	€/100 kg	- 0.2%

EU = EU without UK*

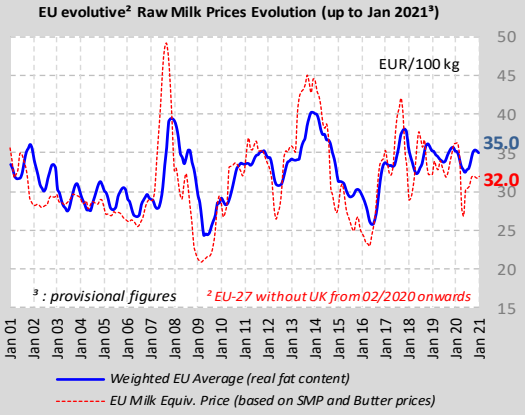

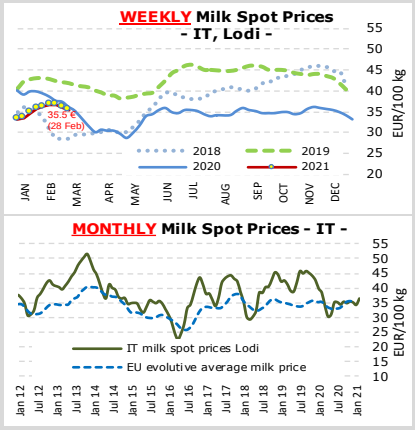

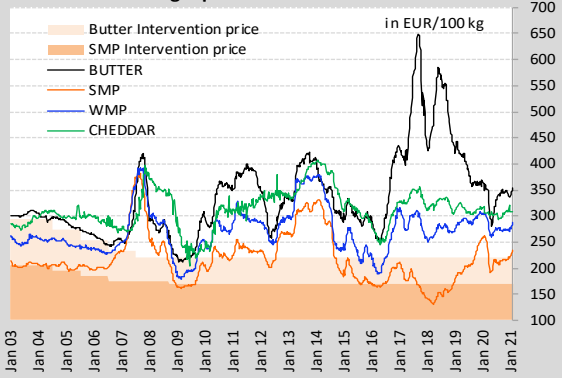

World Quotations

LATEST WORLD QUOTATIONS

	Price in USD/Tonne on 21.02.2021			% change (15 days ago)		
	EU*	Oceania	USA	EU*	Oceania	USA
Butter	4 293	5 063	3 304	+ 1.5%	+ 3.1%	+ 14.1%
SMP	2 851	3 225	2 432	+ 0.9%	+ 1.6%	- 1.5%
WMP	3 476	3 600	3 638	+ 1.1%	+ 6.3%	+ 0.9%
Cheddar	3 717	4 275	3 381	- 0.4%	+ 2.1%	- 4.3%

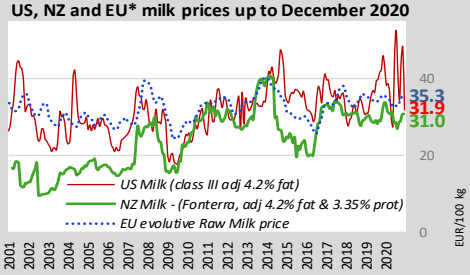

USD/Feed/Energy

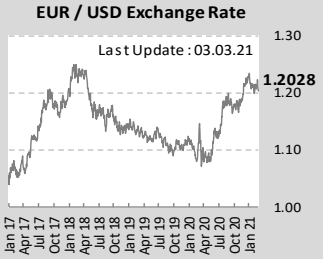

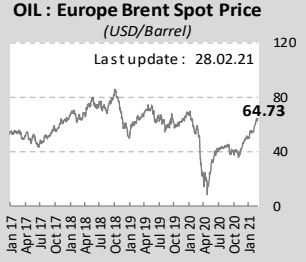

Feed / Energy quotations
(evolution compared to the average of the previous 4 weeks)
(week 08)

Feed costs	- 1.3%
Energy costs	+ 6.6 %

EU* Productions

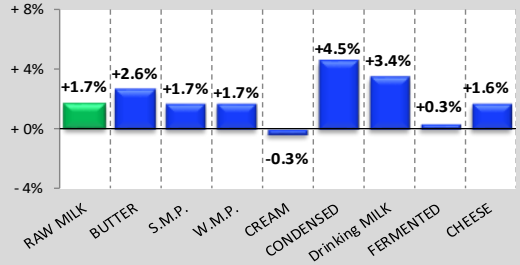

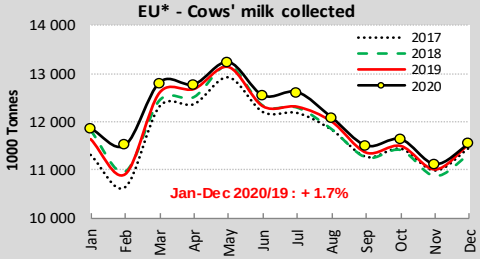

World Productions

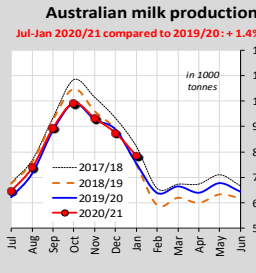

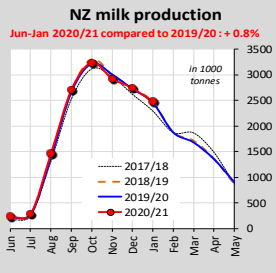

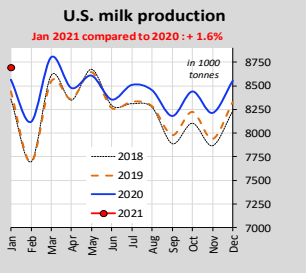

EU Trade

EU* Exports - Top 3 destinations in 2020

Period : January-December

BUTTER

in Tonnes	2018	2019	2020	% 2020 /19
Total to third countries **	124 773	175 095	201 514	+ 15%
USA	27 492	33 035	37 676	+ 14%
Saudi Arabia	10 661	9 048	17 728	+ 96%
China	7 860	10 310	14 584	+ 41%

CHEESE

in Tonnes	2018	2019	2020	% 2020 /19
Total to third countries **	796 841	841 671	908 491	+ 8%
Japan	106 359	113 691	128 086	+ 13%
USA	126 423	131 294	117 709	- 10%
Switzerland	61 290	62 080	69 252	+ 12%

S.M.P.

in Tonnes	2018	2019	2020	% 2020 /19
Total to third countries **	796 580	921 057	802 335	- 13%
China	88 975	122 390	121 089	- 1%
Algeria	143 064	94 364	118 551	+ 26%
Indonesia	55 812	70 841	44 845	- 37%

W.M.P.

in Tonnes	2018	2019	2020	% 2020 /19
Total to third countries **	313 517	281 486	314 533	+ 12%
Oman	48 437	40 531	47 698	+ 18%
Algeria	25 294	18 930	38 158	+ 102%
Nigeria	15 791	18 776	21 349	+ 14%

**: UK not included as destination

World Trade

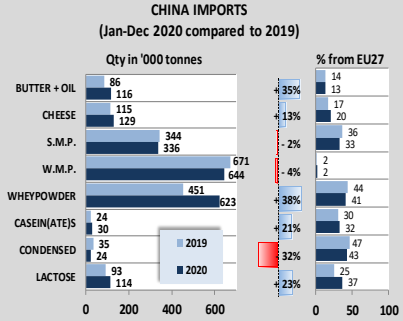

MAIN EXPORTING THIRD COUNTRIES

Jan-Dec 2020 compared to 2019

	BUTTER(OIL)		CHEESE		S.M.P.		W.M.P.	
	Qty in ktons	% 2020 /19	Qty in ktons	% 2020 /19	Qty in ktons	% 2020 /19	Qty in ktons	% 2020 /19
EU*	308	+ 4%	1 355	+ 3%	827	- 12%	342	+ 9%
New Zealand	423	- 8%	327	- 2%	356	- 4%	1 533	- 0%
United States	28	- 13%	359	- 1%	819	+ 16%	39	- 2%
Belarus	69	+ 2%	274	- 12%	123	- 1%	27	+ 20%
Australia	15	- 10%	154	- 4%	130	+ 2%	37	- 12%
United Kingdom (up to Oct)	50	- 22%	157	- 1%	56	- 28%	39	- 15%

MAIN IMPORTING THIRD COUNTRIES

Jan-Dec 2020 compared to 2019

	BUTTER(OIL)		CHEESE		S.M.P.		W.M.P.	
	Qty in ktons	% 2020 /19	Qty in ktons	% 2020 /19	Qty in ktons	% 2020 /19	Qty in ktons	% 2020 /19
China	116	+ 35%	129	+ 13%	336	- 2%	644	- 4%
United Kingdom (up to Oct)	61	- 23%	405	- 7%	22	+ 20%	26	- 11%
Russia (up to Oct)	101	+ 9%	245	+ 8%	51	- 34%	27	- 32%
Japan	18	- 26%	292	- 4%	39	- 18%	2	+ 105%
EU*	48	- 36%	205	+ 2%	38	- 28%	26	- 31%
Indonesia	18	- 27%	27	- 9%	197	+ 5%	51	- 6%

GDT Auction

Event 279
2 March 2021

+15.0%
Average price (USD/MT, FAS)
$4 231

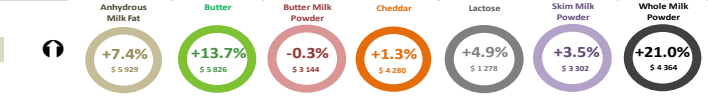

Sources : EUROSTAT, Reg. 2017/1185, Clal.it, USDA, Lto.nl, Nasdaq, ECB, Dairyaustralia, Dcanz, IHS Markit/GTA, Globaldairytrade.

EU = EU without UK*